


Evacuation Slyde Sleeve

 belluscura™



- **Heavy duty Nylon Construction**
- **Zippered closure for quick access**
- **Clear-view pouch displaying evacuation plan**
- **Velcro mounting straps**
- **Depth which accommodates 5 units**



Sleeves allow you to store up to five units, folded flat for quick access during an emergency situation.

**Evacuation Slyde Sleeve pictured above*





Evacuation Slyde Sleeve

Features and Benefits

- Stores up to five units- Evacuation Slyde or Bariatric Evacuation Slyde (identified on the exterior)
- Easy access with zipper closure
- Lightweight and easily wall mounted using Velcro for quick deployment
- Clear-view pouch displaying the evacuation plan on the front surface
- Highly visible to evacuation team
- Front pocket for storage and quick access of the Stairwell Belay
- Identification pictograph

More accessories available

		
<p>Belay Box and Bolt 6400-030-000</p>	<p>Provides stable wall anchor</p>	<p>Stairwell Belay 6400-020-000</p>

Specifications for Evacuation Slyde Sleeve

Model Number	6400-010-000
Material	1,000 denier Cordura Nylon
Height	77 in. (95.5 cm)
Depth	8 in. (20.3 cm)
Width	19 in. (48.3 cm)

Specifications for Bariatric Evacuation Slyde Sleeve

Model Number	6410-010-000
Material	1,000 denier Cordura Nylon
Height	77 in. (95.5 cm)
Depth	8 in. (20.3 cm)
Width	24 in. (61 cm)

www.belluscura.com

Belluscura, Ltd.
Oxford Center for Innovation
New Road, Oxford OX1 1BY
United Kingdom
tel: +44 (0) 1865 261506

Belluscura, LLC.
15455 Dallas Parkway
Suite 600
Addison, TX 75001
United States
tel: 1-786-703-7996
toll free: 1-844-883-0940

1 Dimensions are measured from the out-most edges of the frame. Specifications are rounded to the nearest whole number. Conversions are calculated before rounding.

Belluscura reserves the right to change specifications without notice